

The very compact TLQ telescopic slides are designed for High-Tech telescopic applications with precise motorized movement, requiring constant smooth sliding performance with no play.

The unique concept for TLQ, is that it allows customer, to set the desired stroke precisely as wanted, based on complete standard product.

The TLQ telescopic slides offer both high radial load capacities, and good axial load capacities. The rail/slider configuration allows the TLQ slides to be mounted not only at the side, but also underneath the moving part, when there are space limitations at the sides. Outstanding linear solution for all vertical applications, for both manual or motorized movement.

The squared designed is obtained by using two MR-rails with hardened honed raceways, as the rigid intermediate element, into which the sliders are assembled. In each rail run 2 independent roller sliders, with a certain distance in between them, to obtain a stroke of H1 for fixed rail/sliders and H2 for mobile rail/sliders. Total stroke $H = H1 + H2$ is equal to the total length of the slide.

The sliders to be fixed at structure are longer and positioned with more space in between them. The in general shorter sliders, positioned with less distance in between them are to be fixed at mobile part.

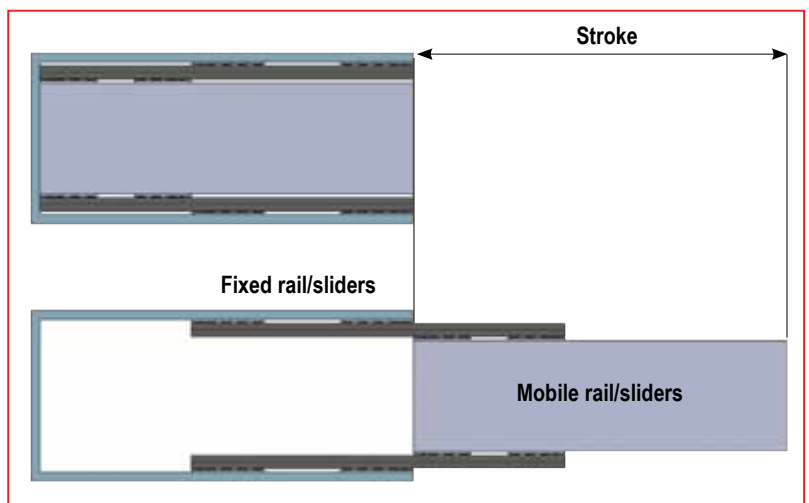

For horizontal applications, the product marking must always be on top, to assure max. radial load capacity.

Unlike TLR slides, for TLQ there is no Right-side / Left side version, just by turning the slide horizontally the slide becomes symmetric.

The components for TLQ slides are the same as for TLR slides and MONORACE MR series: High dept nitriding hardened rails, honed raceways, double row bearings, strong wipers with incorporated pre-oiled felt for long lasting lubrication of raceways.

TLQ slides are designed for high frequency applications required min. friction, smooth and stable movement with no play.

The material and its treatment offer a good resistance against corrosion, to allow for installation in outdoor ambients.



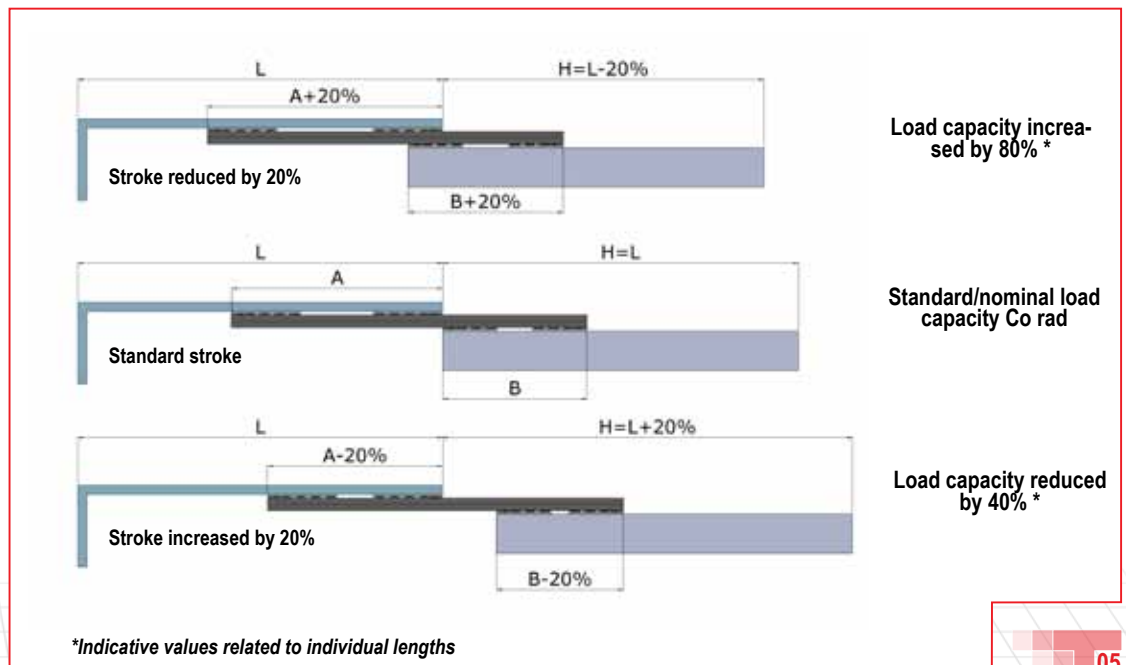
TLQX slides for corrosive ambients

For corrosive ambients is available TLRX, with all components in INOX, except the rail, which have T RACE NOX anti-corrosion treatment; a oxidation treatment and impregnation in hot oil, to offer a good corrosion resistance.

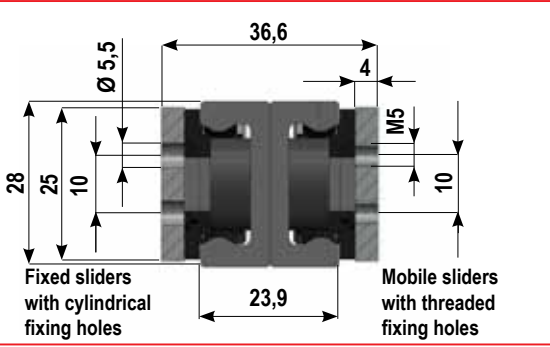
Modified stroke

The standard stroke H for TLQ slides can easily be modified to obtain different stroke, shorter or longer than standard, just by fixing the sliders in a position different than standard A and B indicated in table. As shown in the table, by increasing the distance A / B 20% stroke decrease by 20%, but load capacity increase by ca 80%.

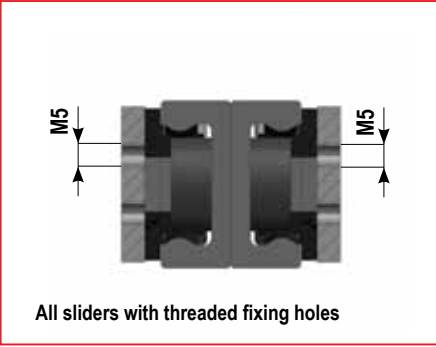
Otherwise reducing the distance A / B by 20%, the stroke increase by 20%, while load capacity decrease by ca. 40%



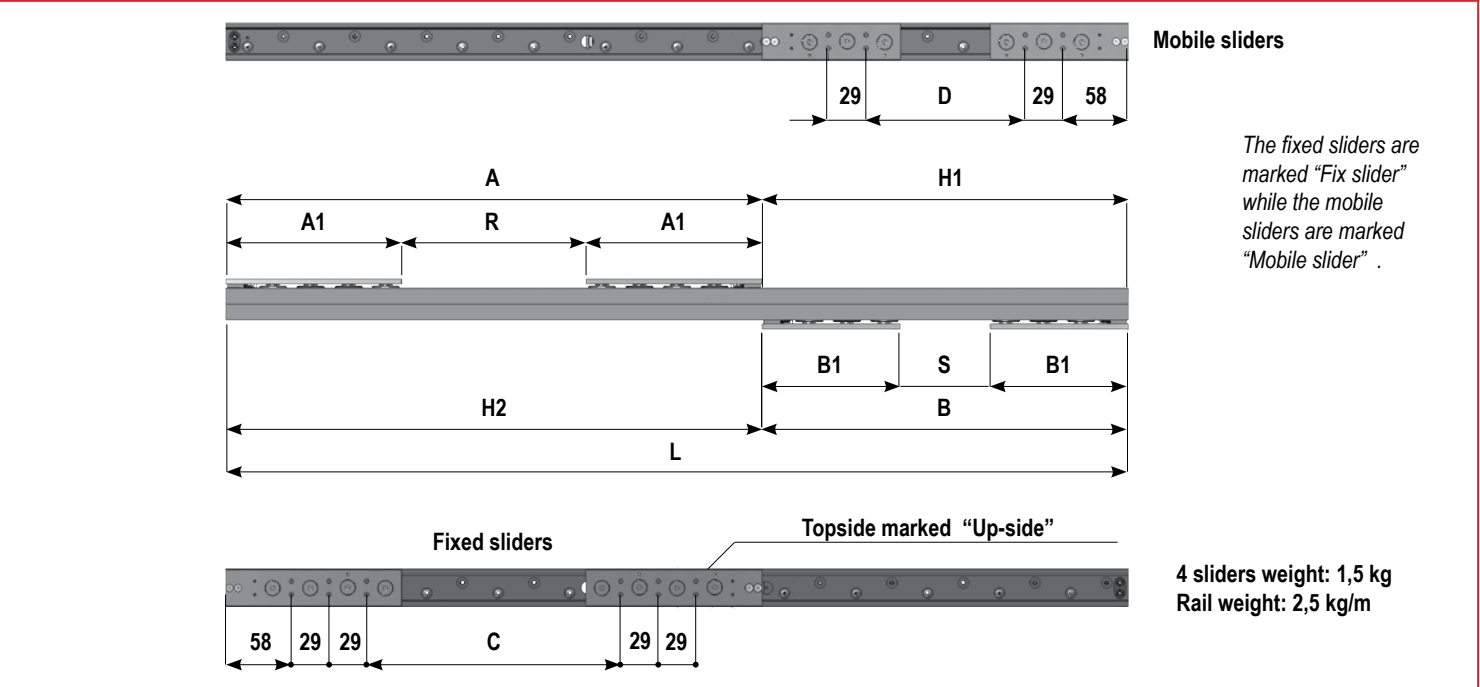
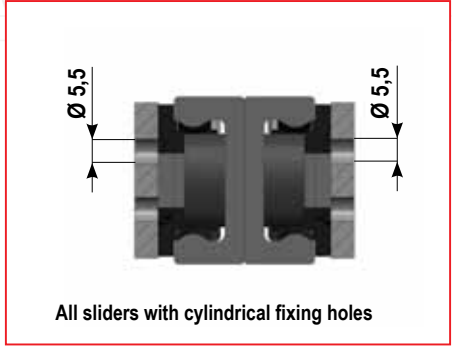
TLQ.28 standard



TLQ.28 FF version



TLQ.28 CC version



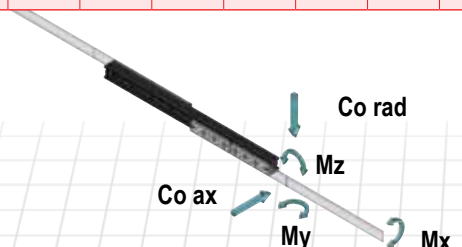
Code	Lenght L (mm)	Total stroke H (mm)	Fixed sliders (mm)					Mobile sliders (mm)					Coeff. dyn. C (N)	Load capacity				
			A	A1	C	R	Stroke H1	B	B1	D	S	Stroke H2		Co rad (N)	Co ax (N)	Mx [Nm]	My [Nm]	Mz [Nm]
TLQ.28..-450	450	450	227	111,5	53	4	223	223	111,5	49	0	227	602	464	232	18	96	128
TLQ.28..-530	530	530	307	111,5	133	84	223	223	111,5	49	0	307	1138	877	438	18	96	128
TLQ.28..-610	610	610	360	140,5	128	79	250	250	111,5	76	27	360	1335	1029	404	18	128	171
TLQ.28..-690	690	690	408	140,5	176	127	282	282	111,5	108	59	408	1458	958	366	18	158	222
TLQ.28..-770	770	770	456	140,5	224	175	314	314	111,5	140	91	456	1552	877	335	18	158	273
TLQ.28..-850	850	850	504	140,5	272	223	346	346	111,5	172	123	504	1626	808	309	18	158	288
TLQ.28..-930	930	930	552	140,5	320	271	378	378	111,5	204	155	552	1687	750	286	18	158	288
TLQ.28..-1010	1010	1010	600	140,5	368	319	410	410	111,5	236	187	600	1737	699	267	18	158	288
TLQ.28..-1090	1090	1090	648	140,5	416	367	442	442	111,5	268	219	648	1779	655	250	18	158	288
TLQ.28..-1170	1170	1170	696	140,5	464	415	474	474	111,5	300	251	696	1814	616	235	18	158	288
TLQ.28..-1250	1250	1250	744	140,5	512	463	506	506	111,5	332	283	744	1845	581	222	18	158	288
TLQ.28..-1330	1330	1330	792	140,5	560	511	538	538	111,5	364	315	792	1872	550	210	18	158	288
TLQ.28..-1410	1410	1410	840	140,5	608	559	570	570	111,5	396	347	840	1896	522	200	18	158	288
TLQ.28..-1490	1490	1490	888	140,5	656	607	602	602	111,5	428	379	888	1917	497	190	18	158	288

The TLQX version has same dimensions and performance as standard TLQ .

Order code ex. :

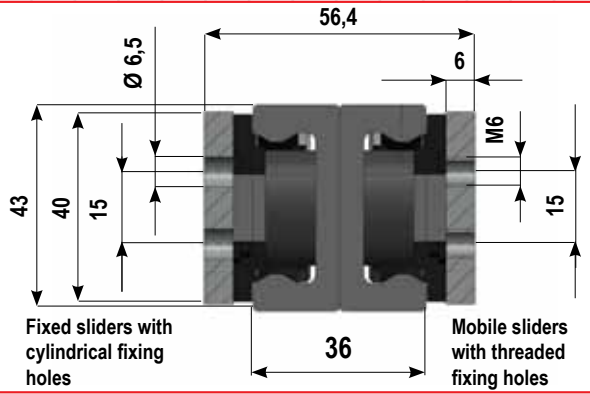
TLQ28-770 = standard version with length 770mm

TLQX28CC-770 = Inox version, with cylindrical fixing holes for all sliders, length 770mm

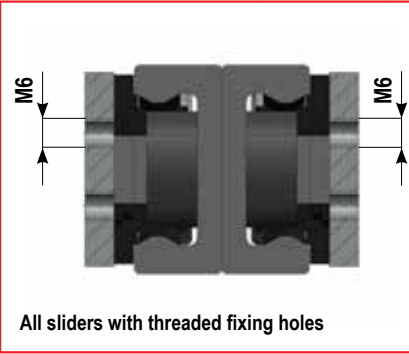


Roller telescopic slides TLQ43, TLQX43

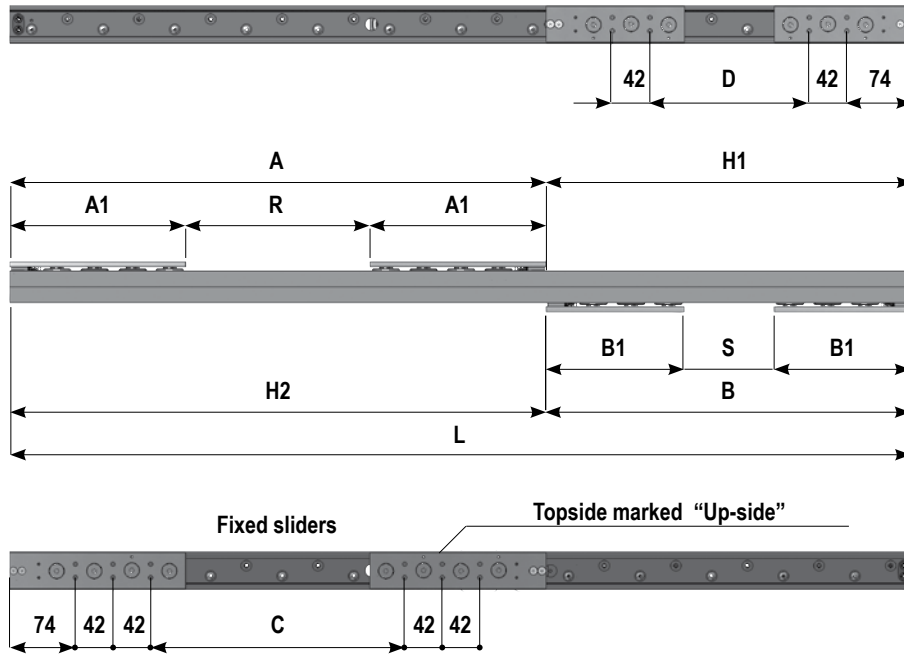
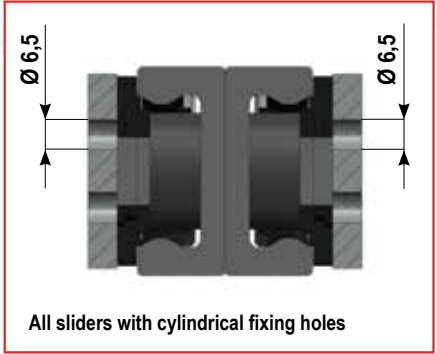
TLQ.43 standard



TLQ.43 FF version



TLQ.43 CC version



Mobile sliders

The fixed sliders are marked "Fix slider" while the mobile sliders are marked "Mobile slider".

4 sliders weight: 2,4 kg
Rail weight: 6 kg/m

Code	Lenght. L (mm)	Total stroke H (mm)	Fixed sliders (mm)					Mobile sliders (mm)					Coeff. dyn. C (N)	Load capacity				
			A	A1	C	R	Stroke H1	B	B1	D	S	Stroke H2		Co rad (N)	Co ax (N)	Mx [Nm]	My [Nm]	Mz [Nm]
TLQ.43..610	610	600	310	155	78	0	300	310	155	78	0	300	1529	1114	557	64	324	432
TLQ.43..690	690	690	374	155	142	64	316	316	155	84	6	374	2326	1695	847	64	340	453
TLQ.43..770	770	770	456	197	140	62	314	314	155	82	4	456	3052	2224	1034	64	334	446
TLQ.43..850	850	850	504	197	188	110	346	346	155	114	36	504	3305	2408	958	64	421	561
TLQ.43..930	930	930	552	197	236	158	378	378	155	146	68	552	3509	2489	892	64	507	676
TLQ.43..1010	1010	1010	600	197	284	206	410	410	155	178	100	600	3676	2328	834	64	518	792
TLQ.43..1090	1090	1090	648	197	332	254	442	442	155	210	132	648	3816	2187	784	64	518	907
TLQ.43..1170	1170	1170	696	197	380	302	474	474	155	242	164	696	3935	2063	739	64	518	1022
TLQ.43..1250	1250	1250	744	197	428	350	506	506	155	274	196	744	4037	1951	699	64	518	1137
TLQ.43..1330	1330	1330	792	197	476	398	538	538	155	306	228	792	4126	1851	663	64	518	1252
TLQ.43..1410	1410	1410	840	197	524	446	570	570	155	338	260	840	4204	1761	631	64	518	1368
TLQ.43..1490	1490	1490	888	197	572	494	602	602	155	370	292	888	4272	1679	602	64	518	1446
TLQ.43..1570	1570	1570	936	197	620	542	634	634	155	402	324	936	4334	1605	575	64	518	1446
TLQ.43..1650	1650	1650	984	197	668	590	666	666	155	434	356	984	4389	1536	551	64	518	1446
TLQ.43..1730	1730	1730	1032	197	716	638	698	698	155	466	388	1032	4438	1474	528	64	518	1446
TLQ.43..1810	1810	1810	1080	197	764	686	730	730	155	498	420	1080	4483	1416	507	64	518	1446
TLQ.43..1890	1890	1890	1128	197	812	734	762	762	155	530	452	1128	4524	1363	488	64	518	1446
TLQ.43..1970	1970	1970	1176	197	860	782	794	794	155	562	484	1176	4561	1313	470	64	518	1446